

Used to connect LVL, LSL, and PSL beams to headers in medium load conditions using standard nails.

**Materials:** See EWP Top Mount Hangers charts, pages 221-229

**Finish:** Primer; PHXU – G90 galvanizing

**Codes:** IBC, FL, LA

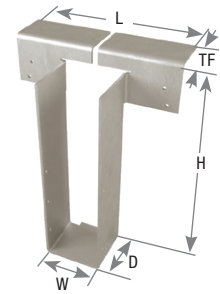
**Patents:** U.S. Patent No. 6,463,711 B1 – PHXU

**Installation:**

- Use all specified fasteners. See Product Notes, page 18.
- For welded installations, see page 325.



**Typical PHXU installation**

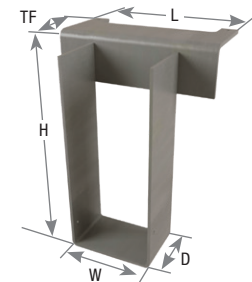


**PHXU**

**Nailer Options**

– chart represents maximum allowable loads for hangers used on wood nailers. Reference page 203.

MiTek Series	Nailer Size	Fastener Schedule <sup>5</sup>					DF/SP Allowable Loads (Lbs.) <sup>1,4</sup>		SPF Allowable Loads (Lbs.) <sup>1,4</sup>	
		Nailer		Joist			Download 100%	Uplift 160%	Download 100%	Uplift 160%
		Top Qty	Face Qty	Type	Qty	Type				
PHM	2X	2	--	10d x 1-1/2	2	10d x 1-1/2	3010	--	2140	--
	3X	2	--	16d x 2-1/2	2	10d x 1-1/2	3060	--	2140	--
	(2) 2X	2	--	10d	2	10d x 1-1/2	3060	--	2140	--
	4X	2	--	16d	2	10d x 1-1/2	3060	--	2140	--
PHXU <sup>3</sup> widths < 3-1/2"	2X	4	--	10d x 1-1/2	6	10d x 1-1/2	2585	--	2170	--
	3X	4	2	16d x 2-1/2	6	10d x 1-1/2	3855	--	3150	--
	(2) 2X	4	2	10d	6	10d x 1-1/2	3590	--	3015	--
	4X <sup>3</sup>	4	4	16d	6	10d x 1-1/2	4420 <sup>3</sup>	870	3150	730
PHXU <sup>2</sup> widths ≥ 3-1/2"	2X	4	--	10d x 1-1/2	6	10d	2765	--	2325	--
	3X	4	2	16d x 2-1/2	6	10d	3895	--	3270	--
	(2) 2X	4	2	10d	6	10d	3785	--	3180	--
	4X	4	4	16d	6	10d x 1-1/2	5285	970	4545	835
	4X	4	4	16d	6	10d	5285	1120	4545	940



**PHM**

- 1) Listed loads shall not be increased.
  - 2) Loads valid for hanger height ≤ 20". For hanger height ≥ 22", consult MiTek Engineering.
  - 3) PHXU hangers with a width of less than 2-3/4" on 4x nailers are 4,350 lbs of download.
  - 4) **Values in the table apply to standard top mount hangers without slope, skew or any other specialty options.**
  - 5) **NAILS:** 10d x 1-1/2 nails are 0.148" dia. x 1-1/2" long, 10d nails are 0.148" dia. x 3" long, 16d nails are 0.162" dia. x 3-1/2" long, 16d x 2-1/2 nails are 0.162" dia. x 2-1/2" long.
- New products or updated product information are designated in **blue font**.

**Specialty Options Chart**

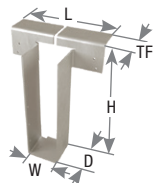
– refer to Specialty Options pages 320, 322-323 for additional details.

Option	MiTek Series	Skewed <sup>1,3,5</sup>	Sloped Seat <sup>2,3</sup>	Sloped / Skewed <sup>1,2,3</sup>	Sloped Top Flange <sup>4</sup>	Top Flange Offset <sup>5</sup>	Saddle <sup>5,6</sup>	Ridge
Range	PHM	1° to 84°	1° to 45°	See Sloped Seat and Skewed	0° to 35°	--	--	0° to 45°
	PHXU	1° to 60°						N/A
Allowable Loads	PHM	100% of table load	100% of table load	100% of table load up to Max. load of 2500 lbs.	100% of table load	<b>Hanger Width</b> 3-1/2" or less 3-9/16" to 5-1/2" 5-9/16" to 7-1/2"	% of table load 60% 75% 85%	100% of table load.
	PHXU			100% of table load up to Max. load of 3900 lbs.				See footnote 6.
Ordering	PHM	Add <i>SK</i> , angle required, right ( <i>R</i> ) or left ( <i>L</i> ), and square cut ( <i>SQ</i> ) or bevel cut ( <i>BL</i> ) to product number. Ex: PHXU1795_SK45R_SQ	Add <i>SL</i> , slope required, and up ( <i>U</i> ) or down ( <i>D</i> ), to product number. Ex: PHXU1795_SL30D	See Sloped Seat and Skewed. Ex: PHXU1795_SK45R_SQ_SL30D	Add <i>SF</i> , angle required, and right ( <i>R</i> ) or left ( <i>L</i> ), to product number. Ex: PHXU1795_SF30L	Add <i>OS</i> , and right ( <i>R</i> ) or left ( <i>L</i> ), to product number. Ex: PHXU1795_OSL	Add <i>SA</i> , and saddle width required to product number. Ex: PHXU1795_SA=5-1/2"	Add <i>DA</i> , and angle required to product number. Ex. PHXU1795_DA30
	PHXU							N/A

- 1) Skewed hangers with skews greater than 15° may have all joist nailing on outside flange.
- 2) Sloped or sloped/skewed hangers with slopes greater than 15° may have additional joist nails.
- 3) For skewed hangers, the required cut type (square or bevel) of joist member may vary based on skew angle and width of hanger. Some square cut hangers will require custom pricing due to welded back plate.
- 4) Sloped top flanges with slopes greater than 15° may have additional header nails.
- 5) Skewed, top flange offset, or saddle options will have a solid, welded top flange.
- 6) Minimum header thickness shall be double the top flange (TF) dimension for 100% table load.

Joist Size (in)	MiTek Stock No.	Ref. No.	Web Stiff Req'd	Ga	Dimensions (in)					Fastener Schedule <sup>5</sup>				Allowable Loads Header Type (Lbs.) <sup>1,3</sup>							Code Ref.	
					W	H	D	L	TF	Header		Joist		Download 100%					Uplift <sup>2</sup>			
										Top Qty	Face Qty	Type	Qty	Type	LVL	PSL	LSL	SPF	DF I-Joist <sup>4</sup>	DF/SP 160%		DF/SP 160%
1-1/2 x 9-1/4	TH015925	--	--	18	1-9/16	9-1/4	2	--	1-1/2	4	2	10d	2	10d x 1-1/2	1235	1235	1235	955	1005	1235	230	IBC, FL, LA
	BPH15925	--	x	12	1-9/16	9-1/4	2-3/8	--	1-1/2	4	6	16d	4	10d x 1-1/2	2830	2830	2830	2095	--	2825	850	
1-1/2 x 9-1/2	TH015950	--	--	18	1-1/2	9-1/2	2	--	1-1/2	4	2	10d	2	10d x 1-1/2	1235	1235	1235	955	1090	1235	230	
	BPH1595	--	x	12	1-9/16	9-1/2	2-3/8	--	1-1/2	4	6	16d	4	10d x 1-1/2	2830	2830	2830	2095	--	2825	850	
	<b>HBPH1595</b>	BA1.56/9.5																				
1-1/2 x 11-1/4	BPH15112	--	x	12	1-9/16	11-1/4	2-3/8	--	1-1/2	4	6	16d	4	10d x 1-1/2	2830	2830	2830	2095	--	2825	850	
1-1/2 x 11-7/8	TH015118	ITS1.56/11.88	--	18	1-1/2	11-7/8	2	--	1-9/16	4	2	10d	2	10d x 1-1/2	1235	1235	1235	955	1205	1235	230	
	BPH15118	--	x	12	1-9/16	11-7/8	2-3/8	--	1-1/2	4	6	16d	4	10d x 1-1/2	2830	2830	2830	2095	--	2825	850	
	<b>HBPH15118</b>	BA1.56/11.88																				
1-1/2 x 14	TH015140	--	--	16	1-9/16	14	2-3/8	--	1-1/2	4	6	10d	2	10d x 1-1/2	1235	1235	1235	950	1030	1235	230	
	BPH1514	--	x	12	1-9/16	14	2-3/8	--	1-1/2	4	6	16d	4	10d x 1-1/2	2830	2830	2830	2095	--	2825	850	
1-5/8 x 9-1/2	TH016950	--	--	18	1-11/16	9-1/2	2	--	1-1/2	4	2	10d	2	10d x 1-1/2	1235	1235	1235	955	1005	1235	230	
1-5/8 x 11-1/4	TH016112	--	--	16	1-11/16	11-1/4	2	--	1-1/2	4	2	10d	2	10d x 1-1/2	1235	1235	1235	955	1030	1235	230	
1-5/8 x 11-7/8	TH016118	--	--	16	1-11/16	11-7/8	2	--	1-1/2	4	2	10d	2	10d x 1-1/2	1235	1235	1235	955	1030	1235	230	
1-5/8 x 14	TH016140	--	--	16	1-11/16	14	3	--	1-3/4	4	6	10d	2	10d x 1-1/2	2370	2370	2370	2185	1030	2370	230	
1-3/4 x 7-1/4	PHXU17725	WP1.81 H=7.25	x	7	1-13/16	7-1/4	3-1/4	10	2-1/2	4	4	16d	6	10d x 1-1/2	4350	4350	4350	3245	--	4350	930	
1-3/4 x 9-1/4	BPH17925	--	x	12	1-13/16	9-1/4	2-3/8	--	1-11/16	4	6	16d	4	10d x 1-1/2	2970	2970	2970	2300	--	2970	850	
	<b>HBPH17925</b>	BA1.81/9.25																				
	PHM17925	WP1.81 H=9.25	x	7/10	1-13/16	9-1/4	2-1/2	7	3	2	--	16d	2	10d x 1-1/2	3335	3335	3335	2140	--	3060	--	
	PHXU17925	--	x	7	1-13/16	9-1/4	3-1/4	10	2-1/2	4	4	16d	6	10d x 1-1/2	4350	4350	4350	3245	--	4350	930	
1-3/4 x 9-1/2	TH017950	ITS1.81/9.5	--	18	1-3/4	9-1/2	2	--	1-1/2	4	2	10d	2	10d x 1-1/2	1235	1235	1235	950	1235	1235	230	
	BPH1795	MIT9.5	x	12	1-13/16	9-1/2	2-3/8	--	1-11/16	4	6	16d	4	10d x 1-1/2	2970	2970	2970	2300	--	2970	850	
	<b>HBPH1795</b>	BA1.81/9.5																				
	PHM1795	WP1.81 H=9.5	x	7/10	1-13/16	9-1/2	2-1/2	7	3	2	--	16d	2	10d x 1-1/2	3335	3335	3335	2140	--	3060	--	
	PHXU1795	--	x	7	1-13/16	9-1/2	3-1/4	10	2-1/2	4	4	16d	6	10d x 1-1/2	4350	4350	4350	3245	--	4350	930	
1-3/4 x 11-1/4	BPH17112	--	x	12	1-13/16	11-1/4	2-3/8	--	1-11/16	4	6	16d	4	10d x 1-1/2	2970	2970	2970	2300	--	2970	850	
	<b>HBPH17112</b>	BA1.81/11.25																				
	PHM17112	WP1.81 H=11.25	x	7/10	1-13/16	11-1/4	2-1/2	7	3	2	--	16d	2	10d x 1-1/2	3335	3335	3335	2140	--	3060	--	
	PHXU17112	--	x	7	1-13/16	11-1/4	3-1/4	10	2-1/2	4	4	16d	6	10d x 1-1/2	4350	4350	4350	3245	--	4350	930	
1-3/4 x 11-7/8	TH017118	ITS1.81/11.88, MIT11.88	--	18	1-3/4	11-7/8	2	--	1-9/16	4	2	10d	2	10d x 1-1/2	1235	1235	1235	950	1235	1235	230	
	BPH17118	BA1.81/11.88	x	12	1-13/16	11-7/8	2-3/8	--	1-11/16	4	6	16d	4	10d x 1-1/2	2970	2970	2970	2300	--	2970	850	
	<b>HBPH17118</b>	BA1.81/11.88																				
	PHM17118	WP1.81 H=11.875	x	7/10	1-13/16	11-7/8	2-1/2	7	3	2	--	16d	2	10d x 1-1/2	3335	3335	3335	2140	--	3060	--	
	PHXU17118	--	x	7	1-13/16	11-7/8	3-1/4	10	2-1/2	4	4	16d	6	10d x 1-1/2	4350	4350	4350	3245	--	4350	930	
1-3/4 x 14	TFL1714	ITS1.81/14	--	18	1-3/4	14	2	--	1-1/2	4	2	10d	2	10d x 1-1/2	1585	1585	1585	1215	1245	1585	130	
	BPH1714	MIT1.81/14	x	12	1-13/16	14	2-3/8	--	1-11/16	4	6	16d	4	10d x 1-1/2	2970	2970	2970	2300	--	2970	850	
	<b>HBPH1714</b>	BA1.81/14																				
	PHM1714	WP1.81 H=14	x	7/10	1-13/16	14	2-1/2	7	3	2	--	16d	2	10d x 1-1/2	3335	3335	3335	2140	--	3060	--	
	PHXU1714	--	x	7	1-13/16	14	3-1/4	10	2-1/2	4	4	16d	6	10d x 1-1/2	4350	4350	4350	3245	--	4350	930	

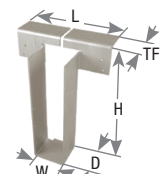
- 1) When I-joist is used as a header, all header nails must be 10d (0.148") x 1-1/2.
  - 2) Uplift loads have been increased 60% for wind or seismic loads; no further increase shall be permitted
  - 3) Some listed loads may be increased for short-term loading. Refer to MiTek code evaluation reports for details.
  - 4) When I-Joists with flanges less than 1-1/2" thick are used as headers, the reduction factor for 1-1/4" flange is 0.69 and 0.84 for 1-3/8" flange.
  - 5) **NAILS:** 10d x 1-1/2 nails are 0.148" dia. x 1-1/2" long, 10d nails are 0.148" dia. x 3" long, 16d nails are 0.162" dia. x 3-1/2" long.
- Load tables address hanger/header/fastener limitations only. Joist limitations must be determined for each installation.**  
 New products or updated product information are designated in **blue font**.



Continued on next page

Joist Size (in)	MiTek Stock No.	Ref. No.	Web Stiff Req'd	Ga	Dimensions (in)					Fastener Schedule <sup>5</sup>				Allowable Loads Header Type (Lbs.) <sup>1,3</sup>							Code Ref.	
					W	H	D	L	TF	Header		Joist		Download 100%					Uplift <sup>2</sup>			
										Top Qty	Face Qty	Type	Qty	Type	LVL	PSL	LSL	SPF	DF I-Joist <sup>4</sup>	DF/SP		160%
1-3/4 x 16	TFL1716	ITS1.81/16	--	18	1-3/4	16	2	--	1-1/2	4	2	10d	2	10d x 1-1/2	1585	1585	1585	1215	1245	1585	130	
	BPH1716	MIT1.81/16	x	12	1-13/16	16	2-3/8	--	1-11/16	4	6	16d	4	10d x 1-1/2	2970	2970	2970	2300	--	2970	850	
	<b>HBP1716</b>	BA1.81/16																				
	PHM1716	WP1.81 H=16	x	7/10	1-13/16	16	2-1/2	7	3	2	--	16d	2	10d x 1-1/2	3335	3335	3335	2140	--	3060	--	
2 - 2-1/8 x 9-1/2	TFL2095	ITS2.06/9.5	--	18	2-1/8	9-1/2	2	--	1-1/2	4	2	10d	2	10d x 1-1/2	1585	1585	1585	1215	1245	1585	130	
2 - 2-1/8 x 11-7/8	TFL20118	ITS2.06/11.88	--	18	2-1/8	11-7/8	2	--	1-1/2	4	2	10d	2	10d x 1-1/2	1585	1585	1585	1215	1245	1585	130	
2 - 2-1/8 x 14	TFL2014	ITS2.06/14	--	18	2-1/8	14	2	--	1-1/2	4	2	10d	2	10d x 1-1/2	1585	1585	1585	1215	1245	1585	130	
2 - 2-1/8 x 16	TFL2016	ITS2.06/16	--	18	2-1/8	16	2	--	1-1/2	4	2	10d	2	10d x 1-1/2	1585	1585	1585	1215	1245	1585	130	
2-1/4 - 2-5/16 x 9-1/2	TFL2395	ITS2.37/9.5	--	18	2-5/16	9-1/2	2	--	1-1/2	4	2	10d	2	10d x 1-1/2	1585	1585	1585	1215	1245	1585	130	
2-1/4 - 2-5/16 x 11-7/8	TFL23118	ITS2.37/11.88	--	18	2-5/16	11-7/8	2	--	1-1/2	4	2	10d	2	10d x 1-1/2	1585	1585	1585	1215	1245	1585	130	
2-1/4 - 2-5/16 x 14	TFL2314	ITS2.37/14	--	18	2-5/16	14	2	--	1-1/2	4	2	10d	2	10d x 1-1/2	1585	1585	1585	1215	1245	1585	130	
	TH023140	BA2.37/14	--	18	2-3/8	14	2-3/8	--	2	4	8	10d	2	10d x 1-1/2	2400	2400	2400	1840	2400	2400	230	
	TFI3514	MIT3514	--	16	2-3/8	14	2-1/2	--	2-1/16	4	2	16d	2	10d x 1-1/2	2715	2715	2715	2080	--	2715	215	
	PHM2314	WP2.37 H=14	x	7/10	2-3/8	14	2-1/2	7	3	2	--	16d	2	10d x 1-1/2	3335	3335	3335	2535	--	3335	--	
2-1/4 - 2-5/16 x 16	TFL2316	ITS2.37/16	--	18	2-5/16	16	2	--	1-1/2	4	2	10d	2	10d x 1-1/2	1585	1585	1585	1215	1245	1585	130	
	TFI3516	MIT3516	--	16	2-3/8	16	2-1/2	--	2-1/16	4	2	16d	2	10d x 1-1/2	2715	2715	2715	2080	--	2715	215	
	PHM2316	WP2.37 H=16	x	7/10	2-3/8	16	2-1/2	7	3	2	--	16d	2	10d x 1-1/2	3335	3335	3335	2535	--	3335	--	
2-1/4 - 2-5/16 x 18	TFI3518	BA2.37/18, MIT3518	--	16	2-3/8	18	2-1/2	--	2-1/16	4	2	16d	2	10d x 1-1/2	2715	2715	2715	2080	--	2715	215	
	PHM2318	WP2.37 H=18	x	7/10	2-3/8	18	2-1/2	7	3	2	--	16d	2	10d x 1-1/2	3335	3335	3335	2535	--	3335	--	
2-1/4 - 2-5/16 x 20	TFI3520	BA2.37/20, MIT3520	--	16	2-3/8	20	2-1/2	--	2-1/16	4	2	16d	2	10d x 1-1/2	2715	2715	2715	2080	--	2715	215	IBC, FL, LA
	PHM2320	WP2.37 H=20	x	7/10	2-3/8	20	2-1/2	7	3	2	--	16d	2	10d x 1-1/2	3335	3335	3335	2535	--	3335	--	
2-1/2 x 9-1/4	TFL25925	--	--	18	2-1/2	9-1/4	2	--	1-1/2	4	2	10d	2	10d x 1-1/2	1585	1585	1585	1215	1245	1585	130	
2-1/2 x 9-3/8	TFL25938	--	--	18	2-1/2	9-3/8	2	--	1-1/2	4	2	10d	2	10d x 1-1/2	1585	1585	1585	1215	1245	1585	130	
2-1/2 x 9-1/2	TFL2595	ITS2.56/9.5	--	18	2-1/2	9-1/2	2	--	1-1/2	4	2	10d	2	10d x 1-1/2	1585	1585	1585	1215	1245	1585	130	
2-1/2 x 11-1/4	TFL25112	--	--	18	2-1/2	11-1/4	2	--	1-1/2	4	2	10d	2	10d x 1-1/2	1585	1585	1585	1215	1245	1585	130	
2-1/2 x 11-7/8	<b>TFL25118</b>	<b>ITS2.56/11.88</b>	--	18	2-1/2	11-7/8	2	--	1-1/2	4	2	10d	2	10d x 1-1/2	1585	1585	1585	1215	1245	1585	130	
	TH025118	MIT311.88	--	16	2-9/16	11-7/8	2-3/8	--	1-15/16	4	6	10d	2	10d x 1-1/2	2370	2370	2370	2095	1835	2370	230	
2-1/2 x 13	TFL2513	--	--	18	2-1/2	13	2	--	1-1/2	4	2	10d	2	10d x 1-1/2	1585	1585	1585	1215	1245	1585	130	
2-1/2 x 14	TFL2514	ITS2.56/14	--	18	2-1/2	14	2	--	1-1/2	4	2	10d	2	10d x 1-1/2	1585	1585	1585	1215	1245	1585	130	
	TH025140	MIT314	--	18	2-9/16	14	2-3/8	--	2	4	8	10d	2	10d x 1-1/2	2400	2400	2400	1835	2400	2400	230	
	TFI314	--	--	16	2-9/16	14	2-1/2	--	2	4	2	16d	2	10d x 1-1/2	2715	2715	2715	2080	--	2715	215	
	PHM2514	WP2.56 H=14	--	7/10	2-9/16	14	2-1/2	7	3	2	--	16d	2	10d x 1-1/2	3335	3335	3335	2535	--	3335	--	
2-1/2 x 16	TFL2516	ITS2.56/16	--	18	2-1/2	16	2	--	1-1/2	4	2	10d	2	10d x 1-1/2	1585	1585	1585	1215	1245	1585	130	
	TFI316	BA2.56/16, MIT316	--	16	2-9/16	16	2-1/2	--	2	4	2	16d	2	10d x 1-1/2	2715	2715	2715	2080	--	2715	215	
	PHM2516	WP2.56 H=16	--	7/10	2-9/16	16	2-1/2	7	3	2	--	16d	2	10d x 1-1/2	3335	3335	3335	2535	--	3335	--	
2-1/2 x 18	TFI318	HIT318, BA2.56/18, MIT318	--	16	2-9/16	18	2-1/2	--	2	4	2	16d	2	10d x 1-1/2	2715	2715	2715	2080	--	2715	215	
2-1/2 x 20	TFI320	HIT320, BA2.56/20, MIT320	--	16	2-9/16	20	2-1/2	--	2	4	2	16d	2	10d x 1-1/2	2715	2715	2715	2080	--	2715	215	
2-1/2 x 22	TFI322	HIT322, BA2.56/22, WP2.56 H=22	--	16	2-9/16	22	2-1/2	--	2	4	6	16d	2	10d x 1-1/2	2820	2820	2820	2485	--	2820	215	

1) When I-joist is used as a header, all header nails must be 10d (0.148") x 1-1/2.  
 2) Uplift loads have been increased 60% for wind or seismic loads; no further increase shall be permitted  
 3) Some listed loads may be increased for short-term loading. Refer to MiTek code evaluation reports for details.  
 4) When I-Joists with flanges less than 1-1/2" thick are used as headers, the reduction factor for 1-1/4" flange is 0.69 and 0.84 for 1-3/8" flange.  
 5) **NAILS:** 10d x 1-1/2 nails are 0.148" dia. x 1-1/2" long, 10d nails are 0.148" dia. x 3" long, NA16D-RS nails are 0.148" x 3-1/2" long, 16d nails are 0.162" dia. x 3-1/2" long.  
**Load tables address hanger/header/fastener limitations only. Joist limitations must be determined for each installation.**  
 New products or updated product information are designated in **blue font**.

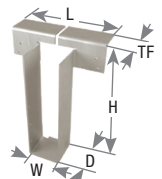


Continued on next page

Joist Size (in)	MiTek Stock No.	Ref. No.	Web Stiff Req'd	Ga	Dimensions (in)						Fastener Schedule <sup>5</sup>				Allowable Loads Header Type (Lbs.) <sup>1,3</sup>							Code Ref.
					W	H	D	L	TF	Header		Joist		Download 100%				Uplift <sup>2</sup>				
										Top Qty	Face Qty	Type	Qty	Type	LVL	PSL	LSL		SPF	DF I-Joist <sup>4</sup>	DF/SP	
2-11/16 x 9-1/4	PHXU27925	--	--	7	2-3/4	9-1/4	3-1/4	10	2-1/2	4	4	16d	6	10d x 1-1/2	5370	5370	5370	4120	--	5370	870	IBC, FL, LA
	HLBH27925	--	x	7	2-3/4	9-1/4	6	12	2-3/4	3	12	NA16D-RS	6	10d x 1-1/2	10045	10045	10045	6900	--	10045	1115	
2-11/16 x 9-1/2	PHXU2795	--	--	7	2-3/4	9-1/2	3-1/4	10	2-1/2	4	4	16d	6	10d x 1-1/2	5370	5370	5370	4120	--	5370	870	
	HLBH2795	--	x	7	2-3/4	9-1/2	6	12	2-3/4	3	12	NA16D-RS	6	10d x 1-1/2	10045	10045	10045	6900	--	10045	1115	
2-11/16 x 11-1/4	PHXU27112	--	--	7	2-3/4	11-1/4	3-1/4	10	2-1/2	4	4	16d	6	10d x 1-1/2	5370	5370	5370	4120	--	5370	870	
	HLBH27112	--	x	7	2-3/4	11-1/4	6	12	2-3/4	3	12	NA16D-RS	6	10d x 1-1/2	10045	10045	10045	6900	--	10045	1115	
2-11/16 x 11-7/8	PHXU27118	--	--	7	2-3/4	11-7/8	3-1/4	10	2-1/2	4	4	16d	6	10d x 1-1/2	5370	5370	5370	4120	--	5370	870	
	HLBH27118	--	x	7	2-3/4	11-7/8	6	12	2-3/4	3	12	NA16D-RS	6	10d x 1-1/2	10045	10045	10045	6900	--	10045	1115	
2-11/16 x 14	PHXU2714	--	--	7	2-3/4	14	3-1/4	10	2-1/2	4	4	16d	6	10d x 1-1/2	5370	5370	5370	4120	--	5370	870	
	HLBH2714	--	x	7	2-3/4	14	6	12	2-3/4	3	12	NA16D-RS	6	10d x 1-1/2	10045	10045	10045	6900	--	10045	1115	
2-11/16 x 16	PHXU2716	--	--	7	2-3/4	16	3-1/4	10	2-1/2	4	4	16d	6	10d x 1-1/2	5370	5370	5370	4120	--	5370	870	
	HLBH2716	--	x	7	2-3/4	16	6	12	2-3/4	3	12	NA16D-RS	6	10d x 1-1/2	10045	10045	10045	6900	--	10045	1115	
3 x 9-1/4	BPH31925	--	x	12	3-1/8	9-1/4	3	--	2-1/8	4	6	16d	4	10d	3055	3055	3055	2345	--	3055	850	
	PHXU31925	--	x	7	3-1/8	9-1/4	3-1/4	10	2-1/2	4	4	16d	6	10d x 1-1/2	5370	5370	5370	4120	--	5370	870	
3 x 9-1/2	TH015950-2	--	x	16	3-1/16	9-1/2	2-3/8	--	1-1/2	4	6	16d	6	10d	2525	2525	2525	1905	2525	2525	1135	
	BPH3195	--	x	12	3-1/8	9-1/2	3	--	2-7/16	4	6	16d	4	10d	3055	3055	3055	2345	--	3055	850	
	PHXU3195	--	x	7	3-1/8	9-1/2	3-1/4	10	2-1/2	4	4	16d	6	10d x 1-1/2	5370	5370	5370	4120	--	5370	870	
3 x 11-1/4	BPH31112	--	x	12	3-1/8	11-1/4	3	--	2-1/8	4	6	16d	4	10d	3055	3055	3055	2345	--	3055	850	
	PHXU31112	--	x	7	3-1/8	11-1/4	3-1/4	10	2-1/2	4	4	16d	6	10d x 1-1/2	5370	5370	5370	4120	--	5370	870	
3 x 11-7/8	TH015118-2	--	x	16	3-1/16	11-7/8	2-3/8	--	1-1/2	4	6	16d	6	10d	2525	2525	2525	1890	2525	2525	1135	
	BPH31118	--	x	12	3-1/8	11-7/8	3	--	2-1/8	4	6	16d	4	10d	3055	3055	3055	2345	--	3055	850	
	PHXU31118	--	x	7	3-1/8	11-7/8	3-1/4	10	2-1/2	4	4	16d	6	10d x 1-1/2	5370	5370	5370	4120	--	5370	870	
3 x 14	BPH3114	--	x	12	3-1/8	14	3	--	2-3/32	4	6	16d	4	10d	3055	3055	3055	2345	--	3055	850	
	PHXU3114	--	x	7	3-1/8	14	3-1/4	10	2-1/2	4	4	16d	6	10d x 1-1/2	5370	5370	5370	4120	--	5370	870	
3-1/2 x 7-1/4	PHXU35725	--	x	7	3-9/16	7-1/4	3-1/4	10	2-1/2	4	4	16d	6	10d	5910	5910	5910	4535	--	5910	1120	
3-1/2 x 9-1/4	TH035925	ITS3.56/9.25	--	16	3-9/16	9-1/4	2-3/8	--	2-1/2	4	6	10d	2	10d x 1-1/2	2370	2370	2370	2370	2050	2370	230	
	BPH35925	BA3.56/9.25	x	12	3-9/16	9-1/4	2-3/8	--	2-3/8	4	6	16d	4	10d	3100	3100	3100	2380	--	3100	850	
	HBPH35925	HB3.56/9.25	x	10	3-9/16	9-1/4	3-1/2	--	3	6	16	16d	10	16d	6310	6310	6310	5035	--	6310	2705	
	PHM35925	WP3.56 H=9.25	x	7/10	3-5/8	9-1/4	2-1/2	7	3	2	--	16d	2	10d	3335	3335	3335	2535	--	3335	--	
	PHXU35925	HWP3.56 H=9.25	x	7	3-9/16	9-1/4	3-1/4	10	2-1/2	4	4	16d	6	10d	5910	5910	5910	4535	--	5910	1120	
	HLBH35925	HGLTV3.56/9.25	x	7	3-5/8	9-1/4	6	12	3-1/8	3	12	NA16D-RS	6	16d	10045	10045	10045	7705	--	10045	1420	
3-1/2 x 9-3/8	TH035938	--	--	16	3-9/16	9-3/8	2-3/8	--	2-9/16	4	6	10d	2	10d x 1-1/2	2370	2370	2370	2215	2050	2370	230	
3-1/2 x 9-1/2	TH035950	ITS3.56/9.5	--	16	3-9/16	9-1/2	2-3/8	--	2-7/16	4	6	10d	2	10d x 1-1/2	2370	2370	2370	2370	2050	2370	230	
	TH017950-2	MIT49.5	x	16	3-9/16	9-1/2	2-3/8	--	1-9/16	4	6	16d	6	10d	2920	2920	2920	1955	2630	2630	1135	
	BPH3595	BA3.56/9.5	x	12	3-9/16	9-1/2	2-3/8	--	2-3/8	4	6	16d	4	10d	3100	3100	3100	2380	--	3100	850	
	HBPH3595	HB3.56/9.5	x	10	3-9/16	9-1/2	3-1/2	--	3	6	16	16d	10	16d	6310	6310	6310	5035	--	6310	2705	
	PHM3595	WP3.56 H=9.5	x	7/10	3-5/8	9-1/2	2-1/2	7	3	2	--	16d	2	10d	3335	3335	3335	2535	--	3335	--	
	PHXU3595	HWP3.56 H=9.5	x	7	3-9/16	9-1/2	3-1/4	10	2-1/2	4	4	16d	6	10d	5910	5910	5910	4535	--	5910	1120	
	HLBH3595	HGLTV3.59	x	7	3-5/8	9-1/2	6	12	3-1/8	3	12	NA16D-RS	6	16d	10045	10045	10045	7705	--	10045	1420	

Copyright © 2020 MiTek Industries, Inc. All Rights Reserved

- When I-joist is used as a header, all header nails must be 10d (0.148") x 1-1/2.
- Uplift loads have been increased 60% for wind or seismic loads; no further increase shall be permitted
- Some listed loads may be increased for short-term loading. Refer to MiTek code evaluation reports for details.
- When I-Joists with flanges less than 1-1/2" thick are used as headers, the reduction factor for 1-1/4" flange is 0.69 and 0.84 for 1-3/8" flange.
- NAILS:** 10d x 1-1/2 nails are 0.148" dia. x 1-1/2" long, 10d nails are 0.148" dia. x 3" long, NA16D-RS nails are 0.148" x 3-1/2" long, 16d nails are 0.162" dia. x 3-1/2" long. **Load tables address hanger/header/fastener limitations only. Joist limitations must be determined for each installation.**

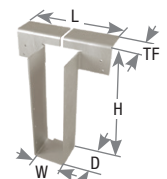


Continued on next page

Joist Size (in)	MiTek Stock No.	Ref. No.	Web Stiff Req'd	Ga	Dimensions (in)					Fastener Schedule <sup>5</sup>					Allowable Loads Header Type (Lbs.) <sup>1,3</sup>							Code Ref.
					W	H	D	L	TF	Header			Joist		Download 100%					Uplift <sup>2</sup> DF/SP 160%		
										Top Qty	Face Qty	Type	Qty	Type	LVL	PSL	LSL	SPF	DF I-Joist <sup>4</sup>		DF/SP	
3-1/2 x 11-1/4	TH035112	--	--	16	3-9/16	11-1/4	2-3/8	--	2-1/2	4	6	10d	2	10d x 1-1/2	2370	2370	2370	2370	2050	2370	230	
	BPH35112	BA3.56/11.25	x	12	3-9/16	11-1/4	2-3/8	--	2-3/8	4	6	16d	4	10d	3100	3100	3100	2380	--	3100	850	
	HBPH35112	HB3.56/11.25	x	10	3-9/16	11-1/4	3-1/2	--	3	6	16	16d	10	16d	6310	6310	6310	5035	--	6310	2705	
	PHXU35112	WP3.56 H=11.25, HWP3.56 H=11.25	x	7	3-9/16	11-1/4	3-1/4	10	2-1/2	4	4	16d	6	10d	5910	5910	5910	4535	--	5910	1120	
	HLBH35112	HGLTV3.56/11.25	x	7	3-5/8	11-1/4	6	12	3-1/8	3	12	NA16D-RS	6	16d	10045	10045	10045	7705	--	10045	1420	
3-1/2 x 11-7/8	<b>TH035118</b>	<b>ITS3.56/11.88</b>	<b>--</b>	<b>18</b>	<b>3-9/16</b>	<b>11-7/8</b>	<b>2-3/8</b>	<b>--</b>	<b>2-1/2</b>	<b>4</b>	<b>6</b>	<b>10d</b>	<b>2</b>	<b>10d x 1-1/2</b>	<b>2525</b>	<b>2525</b>	<b>2525</b>	<b>2265</b>	<b>2050</b>	<b>2525</b>	<b>230</b>	
	TH017118-2	MIT411.88	x	16	3-9/16	11-7/8	2-3/8	--	1-9/16	4	6	16d	6	10d	2740	2860	2920	1815	2430	2430	1135	
	BPH35118	BA3.56/11.88	x	12	3-9/16	11-7/8	2-3/8	--	2-3/8	4	6	16d	4	10d	3100	3100	3100	2380	--	3100	850	
	HBPH35118	HB3.56/11.88	x	10	3-9/16	11-7/8	3-1/2	--	3	6	16	16d	10	16d	6310	6310	6310	5035	--	6310	2705	
	PHM35118	WP3.56 H=11.875	x	7/10	3-5/8	11-7/8	2-1/2	7	3	2	--	16d	2	10d	3335	3335	3335	2535	--	3335	--	
	PHXU35118	HWP3.56 H=11.875, HWP3.56 H=11.875	x	7	3-9/16	11-7/8	3-1/4	10	2-1/2	4	4	16d	6	10d	5910	5910	5910	4535	--	5910	1120	
	HLBH35118	HGLT4 H=11.875, HGLTV3.511	x	7	3-5/8	11-7/8	6	12	3-1/8	3	12	NA16D-RS	6	16d	10045	10045	10045	7705	--	10045	1420	
3-1/2 x 12	TH035120	--	--	18	3-9/16	12	2-3/8	--	2-1/2	4	6	10d	2	10d x 1-1/2	2525	2525	2525	2265	2050	2525	230	
	BPH3512	--	x	12	3-9/16	12	2-3/4	--	3	4	6	16d	6	10d	3050	3050	3050	2345	--	3050	1140	
	HBPH3512	HB3.56/12	x	10	3-9/16	12	3-1/2	--	3	6	16	16d	10	16d	6310	6310	6310	5035	--	6310	2705	
	PHXU3512	--	x	7	3-9/16	12	3-1/4	10	2-1/2	4	4	16d	6	10d	5910	5910	5910	4535	--	5910	1120	
	HLBH3512	HGLTV3.512	x	7	3-5/8	12	6	12	3-1/8	3	12	NA16D-RS	6	16d	10045	10045	10045	7705	--	10045	1420	
3-1/2 x 13	TH035130	--	--	18	3-9/16	13	2-3/8	--	2-1/2	4	6	10d	2	10d x 1-1/2	2525	2525	2525	2265	2050	2525	230	
3-1/2 x 14	<b>TH035140</b>	<b>ITS3.56/14</b>	<b>--</b>	<b>18</b>	<b>3-9/16</b>	<b>14</b>	<b>2-3/8</b>	<b>--</b>	<b>2-1/2</b>	<b>4</b>	<b>8</b>	<b>10d</b>	<b>2</b>	<b>10d x 1-1/2</b>	<b>2400</b>	<b>2400</b>	<b>2400</b>	<b>1835</b>	<b>2400</b>	<b>2400</b>	<b>230</b>	
	TFI414	MIT414	--	16	3-9/16	14	2-1/2	--	2-1/8	4	2	16d	2	10d x 1-1/2	2715	2715	2715	2075	--	2715	215	
	BPH3514	BA3.56/14	x	12	3-9/16	14	2-3/4	--	3	4	6	16d	6	10d	3050	3050	3050	2345	--	3050	1140	
	HBPH3514	HB3.56/14	x	10	3-9/16	14	3-1/2	--	3	6	16	16d	10	16d	6310	6310	6310	5035	--	6310	2705	
	PHM3514	WP3.56 H=14	x	7/10	3-5/8	14	2-1/2	7	3	2	--	16d	2	10d	3335	3335	3335	2535	--	3335	--	
	PHXU3514	HWP3.56 H=14, HWP3.56 H=14	x	7	3-9/16	14	3-1/4	10	2-1/2	4	4	16d	6	10d	5910	5910	5910	4535	--	5910	1120	
	HLBH3514	HGLT4 H=14, HGLTV3.514	x	7	3-5/8	14	6	12	3-1/8	3	12	NA16D-RS	6	16d	10045	10045	10045	7705	--	10045	1420	
3-1/2 x 16	<b>TH035160</b>	<b>ITS3.56/16</b>	<b>--</b>	<b>18</b>	<b>3-9/16</b>	<b>16</b>	<b>2-3/8</b>	<b>--</b>	<b>2-1/2</b>	<b>4</b>	<b>8</b>	<b>10d</b>	<b>2</b>	<b>10d x 1-1/2</b>	<b>2400</b>	<b>2400</b>	<b>2400</b>	<b>1835</b>	<b>2400</b>	<b>2400</b>	<b>230</b>	
	TFI416	MIT416	--	16	3-9/16	16	2-1/2	--	2-1/8	4	2	16d	2	10d x 1-1/2	2715	2715	2715	2075	--	2715	215	
	BPH3516	BA3.56/16	x	12	3-9/16	16	2-3/4	--	3	4	6	16d	6	10d	3050	3050	3050	2345	--	3050	1140	
	HBPH3516	HB3.56/16	x	10	3-9/16	16	3-1/2	--	3	6	16	16d	10	16d	6310	6310	6310	5035	--	6310	2705	
	PHM3516	WP3.56 H=16	x	7/10	3-5/8	16	2-1/2	7	3	2	--	16d	2	10d	3335	3335	3335	2535	--	3335	--	
	PHXU3516	HWP3.56 H=16, HWP3.56 H=16	x	7	3-9/16	16	3-1/4	10	2-1/2	4	4	16d	6	10d	5910	5910	5910	4535	--	5910	1120	
	HLBH3516	HGLTV4 H=16, HGLTV3.516	x	7	3-5/8	16	6	12	3-1/8	3	12	NA16D-RS	6	16d	10045	10045	10045	7705	--	10045	1420	
3-1/2 x 18	TFI418	HIT418, MIT418	--	16	3-9/16	18	2-1/2	--	2-1/8	4	2	16d	2	10d x 1-1/2	2715	2715	2715	2075	--	2715	215	
	BPH3518	BA3.56/18	x	12	3-9/16	18	2-3/4	--	3	4	6	16d	6	10d	3050	3050	3050	2345	--	3050	1140	
	HBPH3518	HB3.56/18	x	10	3-9/16	18	3-1/2	--	3	6	16	16d	10	16d	6310	6310	6310	5035	--	6310	2705	
	PHM3518	WP3.56 H=18	x	7/10	3-5/8	18	2-1/2	7	3	2	--	16d	2	10d	3335	3335	3335	2535	--	3335	--	
	PHXU3518	HWP3.56 H=18, HWP3.56 H=18	x	7	3-9/16	18	3-1/4	10	2-1/2	4	4	16d	6	10d	5910	5910	5910	4535	--	5910	1120	
	HLBH3518	HGLTV4 H=18, HGLTV3.518	x	7	3-5/8	18	6	12	3-1/8	3	12	NA16D-RS	6	16d	10045	10045	10045	7705	--	10045	1420	

IBC, FL, LA

- 1) When I-joist is used as a header, all header nails must be 10d (0.148") x 1-1/2.
  - 2) Uplift loads have been increased 60% for wind or seismic loads; no further increase shall be permitted
  - 3) Some listed loads may be increased for short-term loading. Refer to MiTek code evaluation reports for details.
  - 4) When I-joists with flanges less than 1-1/2" thick are used as headers, the reduction factor for 1-1/4" flange is 0.69 and 0.84 for 1-3/8" flange.
  - 5) **NAILS:** 10d x 1-1/2 nails are 0.148" dia. x 1-1/2" long, 10d nails are 0.148" dia. x 3" long, NA16D-RS nails are 0.148" x 3-1/2" long, 16d nails are 0.162" dia. x 3-1/2" long.
- Load tables address hanger/header/fastener limitations only. Joist limitations must be determined for each installation.**



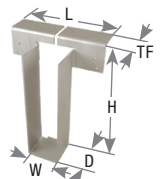
Continued on next page

Copyright © 2020 MiTek Industries, Inc. All Rights Reserved

Joist Size (in)	MiTek Stock No.	Ref. No.	Web Stiff Req'd	Ga	Dimensions (in)					Fastener Schedule <sup>5</sup>					Allowable Loads Header Type (Lbs.) <sup>1,3</sup>							Code Ref.
					W	H	D	L	TF	Header			Joist		Download 100%					Uplift <sup>2</sup>		
										Top Qty	Face Qty	Type	Qty	Type	LVL	PSL	LSL	SPF	DF I-Joist <sup>4</sup>		DF/SP	
3-1/2 x 20	TFI420	HIT420, MIT420	--	16	3-9/16	20	2-1/2	--	2-1/8	4	2	16d	2	10d x 1-1/2	2715	2715	2715	2075	--	2715	215	IBC, FL, LA
	BPH3520	BA3.56/20	x	12	3-9/16	20	2-3/4	--	3	4	6	16d	6	10d	3050	3050	3050	2345	--	3050	1140	
	HBPH3520	HB3.56/20	x	10	3-9/16	20	3-1/2	--	3	6	16	16d	10	16d	6310	6310	6310	5035	--	6310	2705	
	PHM3520	WP3.56 H=20	x	7/10	3-5/8	20	2-1/2	7	3	2	--	16d	2	10d	3335	3335	3335	2535	--	3335	--	
	PHXU3520	HWP3.56 H=20, HWP3.56 H=20	x	7	3-9/16	20	3-1/4	10	2-1/2	4	4	16d	6	10d	5910	5910	5910	4535	--	5910	1120	
	HLBH3520	HGLT4 H=20	x	7	3-5/8	20	6	12	3-1/8	3	12	NA16D-RS	6	16d	10045	10045	10045	7705	--	10045	1420	
3-1/2 x 22	TFI422	HIT422	--	16	3-9/16	22	2-1/2	--	2-1/8	4	6	16d	2	10d x 1-1/2	2820	2820	2820	2480	--	2820	215	
	BPH3522	BA3.56/22	x	12	3-9/16	22	2-3/4	--	3	4	6	16d	6	10d	3050	3050	3050	2345	--	3050	1140	
	HBPH3522	HB3.56/22	x	10	3-9/16	22	3-1/2	--	3	6	16	16d	10	16d	6310	6310	6310	5035	--	6310	2705	
	PHM3522	WP3.56 H=22	x	7/10	3-5/8	22	2-1/2	7	3	2	--	16d	2	10d	3335	3335	3335	2535	--	3335	--	
	PHXU3522	HWP3.56 H=22, HWP3.56 H=22	x	7	3-9/16	22	3-1/4	10	2-1/2	4	4	16d	6	10d	5910	5910	5910	4535	--	5910	1120	
3-1/2 x 24	TFI424	HIT424	--	16	3-9/16	24	2-1/2	--	2-1/8	4	6	16d	2	10d x 1-1/2	2820	2820	2820	2480	--	2820	215	
	BPH3524	BA3.56/24	x	12	3-9/16	24	2-3/4	--	3	4	6	16d	6	10d	3050	3050	3050	2345	--	3050	1140	
	HBPH3524	HB3.56/24	x	10	3-9/16	24	3-1/2	--	3	6	16	16d	10	16d	6310	6310	6310	5035	--	6310	2705	
	PHM3524	WP3.56 H=24	x	7/10	3-5/8	24	2-1/2	7	3	2	--	16d	2	10d	3335	3335	3335	2535	--	3335	--	
	PHXU3524	HWP3.56 H=24, HWP3.56 H=24	x	7	3-9/16	24	3-1/4	10	2-1/2	4	4	16d	6	10d	5910	5910	5910	4535	--	5910	1120	
3-1/2 x 26	TFI426	--	--	16	3-9/16	26	2-1/2	--	2-1/8	4	6	16d	2	10d x 1-1/2	2820	2820	2820	2480	--	2820	215	
	BPH3526	BA3.56/26	x	12	3-9/16	26	2-3/4	--	3	4	6	16d	6	10d	3050	3050	3050	2345	--	3050	1140	
	HBPH3526	HB3.56/26	x	10	3-9/16	26	3-1/2	--	3	6	16	16d	10	16d	6310	6310	6310	5035	--	6310	2705	
	PHM3526	WP3.56 H=26	x	7/10	3-5/8	26	2-1/2	7	3	2	--	16d	2	10d	3335	3335	3335	2535	--	3335	--	
	PHXU3526	HWP3.56 H=26, HWP3.56 H=26	x	7	3-9/16	26	3-1/4	10	2-1/2	4	4	16d	6	10d	5910	5910	5910	4535	--	5910	1120	
3-1/2 x 28	BPH3528	BA3.56/28	x	12	3-9/16	28	2-3/4	--	3	4	6	16d	6	10d	3050	3050	3050	2345	--	3050	1140	
	HBPH3528	HB3.56/28	x	10	3-9/16	28	3-1/2	--	3	6	16	16d	10	16d	6310	6310	6310	5035	--	6310	2705	
	PHM3528	WP3.56 H=28	x	7/10	3-5/8	28	2-1/2	7	3	2	--	16d	2	10d	3335	3335	3335	2535	--	3335	--	
	PHXU3528	HWP3.56 H=28, HWP3.56 H=28	x	7	3-9/16	28	3-1/4	10	2-1/2	4	4	16d	6	10d	5910	5910	5910	4535	--	5910	1120	
3-1/2 x 30	BPH3530	BA3.56/30	x	12	3-9/16	30	2-3/4	--	3	4	6	16d	6	10d	3050	3050	3050	2345	--	3050	1140	
	HBPH3530	HB3.56/30	x	10	3-9/16	30	3-1/2	--	3	6	16	16d	10	16d	6310	6310	6310	5035	--	6310	2705	
	PHM3530	WP3.56 H=30	x	7/10	3-5/8	30	2-1/2	7	3	2	--	16d	2	10d	3335	3335	3335	2535	--	3335	--	
	PHXU3530	HWP3.56 H=30, HWP3.56 H=30	x	7	3-9/16	30	3-1/4	10	2-1/2	4	4	16d	6	10d	5910	5910	5910	4535	--	5910	1120	
3-1/2 x 32	BPH3532	--	x	12	3-9/16	32	2-3/4	--	3	4	6	16d	6	10d	3050	3050	3050	2345	--	3050	1140	
	PHM3532	--	x	7/10	3-5/8	32	2-1/2	7	3	2	--	16d	2	10d	3335	3335	3335	2535	--	3335	--	
	PHXU3532	--	x	7	3-9/16	32	3-1/4	10	2-1/2	4	4	16d	6	10d	5910	5910	5910	4535	--	5910	1120	
4 - 4-3/16 x 9-1/2	THO20950-2	MIT4.12/9.5, BA4.12/9.5	x	16	4-3/16	9-1/2	3	--	2	4	6	16d	6	10d	2920	2920	2920	2245	2630	2920	1135	
	PHM4295	WP4.12 H=9.5	x	7/10	4-3/16	9-1/2	2-1/2	7	3	2	--	16d	2	10d	3265	3265	3265	2480	--	3265	--	
4 - 4-3/16 x 11-7/8	THO20118-2	MIT4.12/11.88, BA4.12/11.88	x	16	4-3/16	11-7/8	3	--	2	4	6	16d	6	10d	2920	2920	2920	2245	2630	2920	1135	
	PHM42118	WP4.12 H=11.875	x	7/10	4-3/16	11-7/8	2-1/2	7	3	2	--	16d	2	10d	3265	3265	3265	2480	--	3265	--	
4 - 4-3/16 x 14	THO20140-2	BA4.12/14	x	12	4-3/16	14	3	--	1-15/16	4	6	16d	6	10d	3640	3640	3640	2800	2630	3640	1145	
	PHM4214	WP4.12 H=14	x	7/10	4-3/16	14	2-1/2	7	3	2	--	16d	2	10d	3265	3265	3265	2480	--	3265	--	

Copyright © 2020 MiTek Industries, Inc. All Rights Reserved

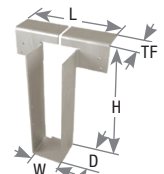
- When I-joist is used as a header, all header nails must be 10d (0.148") x 1-1/2.
  - Uplift loads have been increased 60% for wind or seismic loads; no further increase shall be permitted
  - Some listed loads may be increased for short-term loading. Refer to MiTek code evaluation reports for details.
  - When I-Joists with flanges less than 1-1/2" thick are used as headers, the reduction factor for 1-1/4" flange is 0.69 and 0.84 for 1-3/8" flange.
  - NAILS:** 10d x 1-1/2 nails are 0.148" dia. x 1-1/2" long, 10d nails are 0.148" dia. x 3" long, 16d nails are 0.162" dia. x 3-1/2" long.
- Load tables address hanger/header/fastener limitations only. Joist limitations must be determined for each installation.**



Continued on next page

Joist Size (in)	MiTek Stock No.	Ref. No.	Web Stiff Req'd	Ga	Dimensions (in)					Fastener Schedule <sup>5</sup>					Allowable Loads Header Type (Lbs.) <sup>1,3</sup>							Code Ref.
					W	H	D	L	TF	Header		Joist			Download 100%					Uplift <sup>2</sup>		
										Top Qty	Face Qty	Type	Qty	Type	LVL	PSL	LSL	SPF	DF I-Joist <sup>4</sup>	DF/SP	DF/SP 160%	
4 - 4-3/16 x 16	THO20160-2	BA4.12/16	x	12	4-3/16	16	3	--	1-15/16	4	6	16d	6	10d	3640	3640	3640	2800	2630	3640	1145	IBC, FL, LA
	PHM4216	WP4.12 H=16	x	7/10	4-3/16	16	2-1/2	7	3	2	--	16d	2	10d	3265	3265	3265	2480	--	3265	--	
4-1/2 - 4-5/8 x 9-1/2	THO23950-2	MIT4.28/9.5, BA4.28/9.5	x	12	4-3/4	9-1/2	3	--	2	4	6	16d	6	10d	3640	3640	3640	2790	2630	3640	1145	
	PHM2395-2	WP4.28X H=9.5	x	7/10	4-3/4	9-1/2	2-1/2	7	3	2	--	16d	2	10d	3265	3265	3265	2480	--	3265	--	
4-1/2 - 4-5/8 x 11-7/8	THO23118-2	MIT4.28/11.88, BA4.28/11.88	x	12	4-3/4	11-7/8	3	--	2-1/8	4	6	16d	6	10d	3640	3640	3640	2795	2630	3640	1145	
	PHM23118-2	WP4.28X H=11.875	x	7/10	4-3/4	11-7/8	2-1/2	7	3	2	--	16d	2	10d	3265	3265	3265	2480	--	3265	--	
4-1/2 - 4-5/8 x 14	THO23140-2	MIT4.28/14, BA4.28/14	x	12	4-3/4	14	3	--	2-1/8	4	8	16d	6	10d	4420	4420	4420	3390	2630	4420	1145	
4-1/2 - 4-5/8 x 16	THO23160-2	BA4.28/16	x	12	4-3/4	16	3	--	2-1/8	4	8	16d	6	10d	4420	4420	4420	3390	2630	4420	1145	
	PHM2316-2	WP4.28X H=16	x	7/10	4-3/4	16	2-1/2	7	3	2	--	16d	2	10d	3265	3265	3265	2480	--	3265	--	
4-1/2 - 4-5/8 x 18	THO23180-2	BA4.75/18	x	12	4-3/4	18	3	--	2-1/8	4	10	16d	6	10d	5660	5760	5760	3720	2630	5000	1145	
	PHM2318-2	WP4.75 H=18	x	7/10	4-3/4	18	2-1/2	7	3	2	--	16d	2	10d	3265	3265	3265	2480	--	3265	--	
4-1/2 - 4-5/8 x 20	THO23200-2	BA4.75/20	x	12	4-3/4	20	3	--	2-1/8	4	10	16d	6	10d	5660	5760	5760	3720	2630	5000	1145	
	PHM2320-2	WP4.75 H=20	x	7/10	4-3/4	20	2-1/2	7	3	2	--	16d	2	10d	3265	3265	3265	2480	--	3265	--	
5 x 9-1/4	THO25925-2	BA5.12/9.25	x	12	5-1/8	9-1/4	3	--	2-11/16	4	6	16d	6	10d	3640	3640	3640	2790	2630	3640	1145	
5 x 9-1/2	THO25950-2	MIT39.5-2	x	12	5-1/8	9-1/2	3	--	2-1/8	4	6	16d	6	10d	3640	3640	3640	2790	2630	3640	1145	
	PHM2595-2	WP5.12 H=9.5	x	7/10	5-1/8	9-1/2	2-1/2	7	3	2	--	16d	2	10d	3265	3265	3265	2480	--	3265	--	
5 x 11-1/4	THO25112-2	--	x	12	5-1/8	11-1/4	3	--	2-1/8	4	6	16d	6	10d	3640	3640	3640	2790	2630	3640	1145	
5 x 11-7/8	THO25118-2	MIT311.88-2, BA5.12/11.88, WP5.12 H=11.875	x	12	5-1/8	11-7/8	3	--	2-1/8	4	6	16d	6	10d	3640	3640	3640	2790	2630	3640	1145	
5 x 14	THO25140-2	MIT314-2, BA5.12/14	x	12	5-1/8	14	3	--	2-1/8	4	8	16d	6	10d	4420	4420	4420	3390	2630	4420	1145	
	PHM2514-2	WP5.12 H=14	x	7/10	5-1/8	14	2-1/2	7	3	2	--	16d	2	10d	3265	3265	3265	2480	--	3265	--	
5 x 16	THO25160-2	MIT5.12/16, BA5.12/16	x	12	5-1/8	16	3	--	2-1/8	4	8	16d	6	10d	4420	4420	4420	3390	2630	4420	1145	
	HBPH5116	HB5.12/16	x	10	5-1/8	16	3-1/2	--	3	6	16	16d	10	16d	6185	6185	6185	4910	--	6185	2705	
	PHM2516-2	WP5.12 H=16	x	7/10	5-1/8	16	2-1/2	7	3	2	--	16d	2	10d	3265	3265	3265	2480	--	3265	--	
5 x 18	THO25180-2	BA5.12/18	x	12	5-1/8	18	3	--	2-1/8	4	10	16d	6	10d	5660	5760	5760	3720	2630	5000	1145	
	HBPH5118	HB5.12/18	x	10	5-1/8	18	3-1/2	--	3	6	16	16d	10	16d	6185	6185	6185	4910	--	6185	2705	
	PHM2518-2	WP5.12 H=18	x	7/10	5-1/8	18	2-1/2	7	3	2	--	16d	2	10d	3265	3265	3265	2480	--	3265	--	
5 x 20	THO25200-2	BA5.12/20	x	12	5-1/8	20	3	--	2-1/8	4	10	16d	6	10d	5660	5760	5760	3720	2630	5000	1145	
	HBPH5120	HB5.12/20	x	10	5-1/8	20	3-1/2	--	3	6	16	16d	10	16d	6185	6185	6185	4910	--	6185	2705	
	PHM2520-2	WP5.12 H=20	x	7/10	5-1/8	20	2-1/2	7	3	2	--	16d	2	10d	3265	3265	3265	2480	--	3265	--	
5 x 22	HBPH5122	HB5.12/22	x	10	5-1/8	22	3-1/2	--	3	6	16	16d	10	16d	6185	6185	6185	4910	--	6185	2705	
	PHM2522-2	WP5.12 H=22	x	7/10	5-1/8	22	2-1/2	7	3	2	--	16d	2	10d	3265	3265	3265	2480	--	3265	--	
5 x 24	HBPH5124	HB5.12/24	x	10	5-1/8	24	3-1/2	--	3	6	16	16d	10	16d	6185	6185	6185	4910	--	6185	2705	
	PHM2524-2	WP5.12X H=24	x	7/10	5-1/8	24	2-1/2	7	3	2	--	16d	2	10d	3265	3265	3265	2480	--	3265	--	
5 x 26	HBPH5126	HB5.12/26	x	10	5-1/8	26	3-1/2	--	3	6	16	16d	10	16d	6185	6185	6185	4910	--	6185	2705	
	PHM2526-2	WP5.12 H=26	x	7/10	5-1/8	26	2-1/2	7	3	2	--	16d	2	10d	3265	3265	3265	2480	--	3265	--	
5 x 28	HBPH5128	HB5.12/28	x	10	5-1/8	28	3-1/2	--	3	6	16	16d	10	16d	6185	6185	6185	4910	--	6185	2705	
5 x 30	HBPH5130	--	x	10	5-1/8	30	3-1/2	--	3	6	16	16d	10	16d	6185	6185	6185	4910	--	6185	2705	
5-1/4 x 7-1/4	BPH55725	--	x	10	5-9/16	7-1/4	2-1/4	--	2-1/2	4	6	16d	6	10d	3065	3065	3065	2340	--	3065	850	--
	HBPH55725	--	x	10	5-1/2	7-1/4	3-1/2	--	3	6	16	16d	10	16d	6185	6185	6185	4910	--	6185	2705	IBC, FL, LA

- When I-joist is used as a header, all header nails must be 10d (0.148") x 1-1/2.
  - Uplift loads have been increased 60% for wind or seismic loads; no further increase shall be permitted
  - Some listed loads may be increased for short-term loading. Refer to MiTek code evaluation reports for details.
  - When I-Joists with flanges less than 1-1/2" thick are used as headers, the reduction factor for 1-1/4" flange is 0.69 and 0.84 for 1-3/8" flange.
  - NAILS:** 10d nails are 0.148" dia. x 3" long, NA16D-RS nails are 0.148" x 3-1/2" long, 16d nails are 0.162" dia. x 3-1/2" long.
- Load tables address hanger/header/fastener limitations only. Joist limitations must be determined for each installation.**

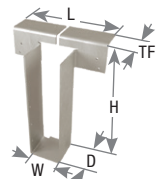


Continued on next page

Joist Size (in)	MiTek Stock No.	Ref. No.	Web Stiff Req'd	Ga	Dimensions (in)					Fastener Schedule <sup>5</sup>					Allowable Loads Header Type (Lbs.) <sup>1,3</sup>							Code Ref.
					W	H	D	L	TF	Header			Joist		Download 100%					Uplift <sup>2</sup>		
										Top Qty	Face Qty	Type	Qty	Type	LVL	PSL	LSL	SPF	DF I-Joist <sup>4</sup>		DF/SP	
5-1/4 x 9-1/4	HBP55925	HB5.50/9.25	x	10	5-1/2	9-1/4	3-1/2	--	3	6	16	16d	10	16d	6185	6185	6185	4910	--	6185	2705	IBC, FL, LA
	PHXU55925	HWP5.37 H=9.25, HWP5.37 H=9.25	x	7	5-1/2	9-1/4	3-1/4	11-1/2	3	4	4	16d	6	10d	5910	5910	5910	4530	--	5910	1120	
	HLBH55925	HGLTV5.37 H=9.25	x	7	5-9/16	9-1/4	6	12	3-1/8	3	12	NA16D-RS	6	16d	10045	10045	10045	7680	--	10045	1580	
5-1/4 x 9-1/2	BPH5595	--	x	12	5-9/16	9-1/2	3	--	2-5/32	4	6	16d	4	10d	3065	3065	3065	2340	--	3065	850	
	HBP5595	HB5.50/9.5	x	10	5-1/2	9-1/2	3-1/2	--	3	6	16	16d	10	16d	6185	6185	6185	4910	--	6185	2705	
	PHM5595	--	x	7/10	5-5/8	9-1/2	2-1/2	7	3	2	--	16d	2	10d	3265	3265	3265	2480	--	3265	--	
	PHXU5595	HWP5.37 H=9.5, HWP5.37 H=9.5	x	7	5-1/2	9-1/2	3-1/4	11-1/2	2-1/2	4	4	16d	6	10d	5910	5910	5910	4530	--	5910	1120	
	HLBH5595	HGLTV5.37 H=9.5	x	7	5-9/16	9-1/2	6	12	3-1/8	3	12	NA16D-RS	6	16d	10045	10045	10045	7680	--	10045	1580	
5-1/4 x 11-1/4	HBP55112	HB5.50/11.25	x	10	5-1/2	11-1/4	3-1/2	--	3	6	16	16d	10	16d	6185	6185	6185	4910	--	6185	2705	
	PHXU55112	HWP5.37 H=11.25, HWP5.37 H=11.25	x	7	5-1/2	11-1/4	3-1/4	11-1/2	2-1/2	4	4	16d	6	10d	5910	5910	5910	4530	--	5910	1120	
	HLBH55112	HGLTV5.37 H=11.25	x	7	5-9/16	11-1/4	6	12	3-1/8	3	12	NA16D-RS	6	16d	10045	10045	10045	7680	--	10045	1580	
5-1/4 x 11-1/2	HLBH55115	--	x	7	5-9/16	11-1/2	6	12	3-1/8	3	12	NA16D-RS	6	16d	10045	10045	10045	7680	--	10045	1580	
5-1/4 x 11-7/8	BPH55118	--	x	12	5-9/16	11-7/8	3	--	2-1/32	4	6	16d	6	10d	3050	3050	3050	2340	--	3050	1275	
	HBP55118	HB5.50/11.88	x	10	5-1/2	11-7/8	3-1/2	--	3	6	16	16d	10	16d	6185	6185	6185	4910	--	6185	2705	
	PHM55118	--	x	7/10	5-5/8	11-7/8	2-1/2	7	3	2	--	16d	2	10d	3265	3265	3265	2480	--	3265	--	
	PHXU55118	HWP5.37 H=11.875, HWP5.37 H=11.875	x	7	5-1/2	11-7/8	3-1/4	11-1/2	2-1/2	4	4	16d	6	10d	5910	5910	5910	4530	--	5910	1120	
	HLBH55118	HGLTV5.37 H=11.875	x	7	5-9/16	11-7/8	6	12	3-1/8	3	12	NA16D-RS	6	16d	10045	10045	10045	7680	--	10045	1580	
5-1/4 x 12	HBP5512	--	x	10	5-1/2	12	3-1/2	--	3	6	16	16d	10	16d	6185	6185	6185	4910	--	6185	2705	
	PHXU5512	--	x	7	5-1/2	12	3-1/4	11-1/2	2-1/2	4	4	16d	6	10d	5910	5910	5910	4530	--	5910	1120	
	HLBH5512	--	x	7	5-9/16	12	6	12	3-1/8	3	12	NA16D-RS	6	16d	10045	10045	10045	7680	--	10045	1580	
5-1/4 x 14	BPH5514	--	x	12	5-9/16	14	2-1/2	--	2-1/32	4	6	16d	6	10d	3050	3050	3050	2340	--	3050	1275	
	HBP5514	HB5.50/14	x	10	5-1/2	14	3-1/2	--	3	6	16	16d	10	16d	6185	6185	6185	4910	--	6185	2705	
	PHM5514	--	x	7/10	5-5/8	14	2-1/2	7	3	2	--	16d	2	10d	3265	3265	3265	2480	--	3265	--	
	PHXU5514	HWP5.37 H=14, HWP5.37 H=14	x	7	5-1/2	14	3-1/4	11-1/2	2-1/2	4	4	16d	6	10d	5910	5910	5910	4530	--	5910	1120	
	HLBH5514	HGLTV5.37 H=14	x	7	5-9/16	14	6	12	3-1/8	3	12	NA16D-RS	6	16d	10045	10045	10045	7680	--	10045	1580	
5-1/4 x 16	BPH5516	--	x	12	5-9/16	16	2-1/2	--	2-1/32	4	6	16d	6	10d	3050	3050	3050	2340	--	3050	1275	
	HBP5516	HB5.50/16	x	10	5-1/2	16	3-1/2	--	3	6	16	16d	10	16d	6185	6185	6185	4910	--	6185	2705	
	PHM5516	--	x	7/10	5-5/8	16	2-1/2	7	3	2	--	16d	2	10d	3265	3265	3265	2480	--	3265	--	
	PHXU5516	HWP5.37 H=16, HWP5.37 H=16	x	7	5-1/2	16	3-1/4	11-1/2	2-1/2	4	4	16d	6	10d	5910	5910	5910	4530	--	5910	1120	
	HLBH5516	HGLTV5.37 H=16	x	7	5-9/16	16	6	12	3-1/8	3	12	NA16D-RS	6	16d	10045	10045	10045	7680	--	10045	1580	
5-1/4 x 18	BPH5518	--	x	12	5-9/16	18	2-1/2	--	2-1/32	4	6	16d	6	10d	3050	3050	3050	2340	--	3050	1275	
	HBP5518	HB5.50/18	x	10	5-1/2	18	3-1/2	--	3	6	16	16d	10	16d	6185	6185	6185	4910	--	6185	2705	
	PHM5518	--	x	7/10	5-5/8	18	2-1/2	7	3	2	--	16d	2	10d	3265	3265	3265	2480	--	3265	--	
	PHXU5518	HWP5.37 H=18	x	7	5-1/2	18	3-1/4	11-1/2	2-1/2	4	4	16d	6	10d	5910	5910	5910	4530	--	5910	1120	
	HLBH5518	HGLTV5.37 H=18	x	7	5-9/16	18	6	12	3-1/8	3	12	NA16D-RS	6	16d	10045	10045	10045	7680	--	10045	1580	

- 1) When I-joist is used as a header, all header nails must be 10d (0.148") x 1-1/2.
  - 2) Uplift loads have been increased 60% for wind or seismic loads; no further increase shall be permitted
  - 3) Some listed loads may be increased for short-term loading. Refer to MiTek code evaluation reports for details.
  - 4) When I-Joists with flanges less than 1-1/2" thick are used as headers, the reduction factor for 1-1/4" flange is 0.69 and 0.84 for 1-3/8" flange.
  - 5) **NAILS:** 10d nails are 0.148" dia. x 3" long, NA16D-RS nails are 0.148" x 3-1/2" long, 16d nails are 0.162" dia. x 3-1/2" long.
- Load tables address hanger/header/fastener limitations only. Joist limitations must be determined for each installation.**

Copyright © 2020 MiTek Industries, Inc. All Rights Reserved

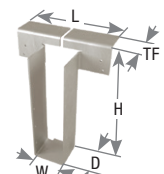


Continued on next page

EWP Hangers

Joist Size (in)	MiTek Stock No.	Ref. No.	Web Stiff Req'd	Ga	Dimensions (in)					Fastener Schedule <sup>5</sup>					Allowable Loads Header Type (Lbs.) <sup>1,3</sup>						Code Ref.	
					W	H	D	L	TF	Header			Joist		Download 100%					Uplift <sup>2</sup>		
										Top Qty	Face Qty	Type	Qty	Type	LVL	PSL	LSL	SPF	DF I-Joist <sup>4</sup>			DF/SP
5-1/4 x 20	HBPH5520	HB5.50/20	x	10	5-1/2	20	3-1/2	--	3	6	16	16d	10	16d	6185	6185	6185	4910	--	6185	2705	IBC, FL, LA
	PHXU5520	HWP5.37 H=20	x	7	5-1/2	20	3-1/4	11-1/2	2-1/2	4	4	16d	6	10d	5910	5910	5910	4530	--	5910	1120	
	HLBH5520	HGLTV5.37 H=20	x	7	5-9/16	20	6	12	3-1/8	3	12	NA16D-RS	6	16d	10045	10045	10045	7680	--	10045	1580	
7 x 7-1/4	PHXU71725	--	x	7	7-1/8	7-1/4	3-1/4	13-1/8	2-1/2	4	4	16d	6	10d	5910	5910	5910	4525	--	5910	1120	
7 x 9-1/4	BPH71925	--	x	12	7-1/8	9-1/4	3	--	2-3/8	4	6	16d	6	10d	3100	3100	3100	2370	--	3100	1275	
	HBPH71925	--	x	10	7-1/8	9-1/4	3-1/2	--	3	6	16	16d	10	16d	6185	6185	6185	4895	--	6185	2705	
	PHM35925-2	--	x	7/10	7-1/8	9-1/4	2-1/2	10	3	2	--	16d	2	10d	3390	3390	3390	2580	--	3390	--	
	PHXU71925	--	x	7	7-1/8	9-1/4	3-1/4	13-1/8	2-1/2	4	4	16d	6	10d	5910	5910	5910	4525	--	5910	1120	
	HLBH71925	--	x	7	7-1/8	9-1/4	6	12	3-1/8	3	12	NA16D-RS	6	16d	10045	10045	10045	7670	--	10045	1580	
7 x 9-1/2	BPH7195	--	x	12	7-1/8	9-1/2	3	--	2-3/8	4	6	16d	6	10d	3100	3100	3100	2370	--	3100	1275	
	HBPH7195	HB7.12/9.5	x	10	7-1/8	9-1/2	3-1/2	--	3	6	16	16d	10	16d	6185	6185	6185	4895	--	6185	2705	
	PHM3595-2	--	x	7/10	7-1/8	9-1/2	2-1/2	10	3	2	--	16d	2	10d	3390	3390	3390	2580	--	3390	--	
	PHXU7195	HWP7.12 H=9.5	x	7	7-1/8	9-1/2	3-1/4	13-1/8	2-1/2	4	4	16d	6	10d	5910	5910	5910	4525	--	5910	1120	
	HLBH7195	--	x	7	7-1/8	9-1/2	6	12	3-1/8	3	12	NA16D-RS	6	16d	10045	10045	10045	7670	--	10045	1580	
7 x 11-1/4	BPH71112	--	x	12	7-1/8	11-1/4	3	--	2-3/16	4	6	16d	6	10d	3075	3075	3075	2350	--	3075	1275	
	HBPH71112	HB7.12/11.25	x	10	7-1/8	11-1/4	3-1/2	--	3	6	16	16d	10	16d	6185	6185	6185	4895	--	6185	2705	
	PHXU71112	--	x	7	7-1/8	11-1/4	3-1/4	13-1/8	2-1/2	4	4	16d	6	10d	5910	5910	5910	4525	--	5910	1120	
	HLBH71112	--	x	7	7-1/8	11-1/4	6	12	3-1/8	3	12	NA16D-RS	6	16d	10045	10045	10045	7670	--	10045	1580	
7 x 11-7/8	BPH71118	--	x	12	7-1/8	11-7/8	3	--	2-3/16	4	6	16d	6	10d	3075	3075	3075	2350	--	3075	1275	
	HBPH71118	HB7.12/11.88	x	10	7-1/8	11-7/8	3-1/2	--	3	6	16	16d	10	16d	6185	6185	6185	4895	--	6185	2705	
	PHM35118-2	--	x	7/10	7-1/8	11-7/8	2-1/2	10	3	2	--	16d	2	10d	3390	3390	3390	2580	--	3390	--	
	PHXU71118	HWP7.12 H=11.875	x	7	7-1/8	11-7/8	3-1/4	13-1/8	2-1/2	4	4	16d	6	10d	5910	5910	5910	4525	--	5910	1120	
	HLBH71118	--	x	7	7-1/8	11-7/8	6	12	3-1/8	3	12	NA16D-RS	6	16d	10045	10045	10045	7670	--	10045	1580	
7 x 14	BPH7114	--	x	12	7-1/8	14	3	--	2-3/16	4	6	16d	6	10d	3075	3075	3075	2350	--	3075	1275	
	HBPH7114	HB7.12/14	x	10	7-1/8	14	3-1/2	--	3	6	16	16d	10	16d	6185	6185	6185	4895	--	6185	2705	
	PHM3514-2	--	x	7/10	7-1/8	14	2-1/2	10	3	2	--	16d	2	10d	3390	3390	3390	2580	--	3390	--	
	PHXU7114	HWP7.12 H=14	x	7	7-1/8	14	3-1/4	13-1/8	2-1/2	4	4	16d	6	10d	5910	5910	5910	4525	--	5910	1120	
	HLBH7114	--	x	7	7-1/8	14	6	12	3-1/8	3	12	NA16D-RS	6	16d	10045	10045	10045	7670	--	10045	1580	
7 x 16	BPH7116	--	x	12	7-1/8	16	3	--	2-3/16	4	6	16d	6	10d	3075	3075	3075	2350	--	3075	1275	
	HBPH7116	HB7.12/16	x	10	7-1/8	16	3-1/2	--	3	6	16	16d	10	16d	6185	6185	6185	4895	--	6185	2705	
	PHM3516-2	--	x	7/10	7-1/8	16	2-1/2	10	3	2	--	16d	2	10d	3390	3390	3390	2580	--	3390	--	
	PHXU7116	HWP7.12 H=16	x	7	7-1/8	16	3-1/4	13-1/8	2-1/2	4	4	16d	6	10d	5910	5910	5910	4525	--	5910	1120	
	HLBH7116	--	x	7	7-1/8	16	6	12	3-1/8	3	12	NA16D-RS	6	16d	10045	10045	10045	7670	--	10045	1580	

- 1) When I-joist is used as a header, all header nails must be 10d (0.148") x 1-1/2.
  - 2) Uplift loads have been increased 60% for wind or seismic loads; no further increase shall be permitted
  - 3) Some listed loads may be increased for short-term loading. Refer to MiTek code evaluation reports for details.
  - 4) When I-Joists with flanges less than 1-1/2" thick are used as headers, the reduction factor for 1-1/4" flange is 0.69 and 0.84 for 1-3/8" flange.
  - 5) **NAILS:** 10d nails are 0.148" dia. x 3" long, NA16D-RS nails are 0.148" x 3-1/2" long, 16d nails are 0.162" dia. x 3-1/2" long.
- Load tables address hanger/header/fastener limitations only. Joist limitations must be determined for each installation.**

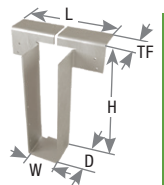


Continued on next page

Joist Size (in)	MiTek Stock No.	Ref. No.	Web Stiff Req'd	Ga	Dimensions (in)					Fastener Schedule <sup>5</sup>					Allowable Loads Header Type (Lbs.) <sup>1,3</sup>							Code Ref.
					W	H	D	L	TF	Header			Joist		Download 100%					Uplift <sup>2</sup>		
										Top Qty	Face Qty	Type	Qty	Type	LVL	PSL	LSL	SPF	I-Joist <sup>4</sup>		DF/SP	
7 x 18	BPH7118	--	x	12	7-1/8	18	3	--	2-3/16	4	6	16d	6	10d	3075	3075	3075	2350	--	3075	1275	IBC, FL, LA
	HBP7118	HB7.12/18	x	10	7-1/8	18	3-1/2	--	3	6	16	16d	10	16d	6185	6185	6185	4895	--	6185	2705	
	PHM3518-2	--	x	7/10	7-1/8	18	2-1/2	10	3	2	--	16d	2	10d	3390	3390	3390	2580	--	3390	--	
	PHXU7118	HWP7.12 H=18, HWP7.12 H=18	x	7	7-1/8	18	3-1/4	13-1/8	2-1/2	4	4	16d	6	10d	5910	5910	5910	4525	--	5910	1120	
	HLBH7118	--	x	7	7-1/8	18	6	12	3-1/8	3	12	NA16D-RS	6	16d	10045	10045	10045	7670	--	10045	1580	
7 x 20	BPH7120	--	x	12	7-1/8	20	3	--	2-3/16	4	6	16d	6	10d	3075	3075	3075	2350	--	3075	1275	
	HBP7120	HB7.12/20	x	10	7-1/8	20	3-1/2	--	3	6	16	16d	10	16d	6185	6185	6185	4895	--	6185	2705	
	PHM3520-2	--	x	7/10	7-1/8	20	2-1/2	10	3	2	--	16d	2	10d	3390	3390	3390	2580	--	3390	--	
	PHXU7120	HWP7.12 H=20, HWP7.12 H=20	x	7	7-1/8	20	3-1/4	13-1/8	2-1/2	4	4	16d	6	10d	5910	5910	5910	4525	--	5910	1120	
	HLBH7120	--	x	7	7-1/8	20	6	12	3-1/8	3	12	NA16D-RS	6	16d	10045	10045	10045	7670	--	10045	1580	
7 x 22	BPH7122	--	x	12	7-1/8	22	3	--	2-3/16	4	6	16d	6	10d	3075	3075	3075	2350	--	3075	1275	
	HBP7122	HB7.12/22	x	10	7-1/8	22	3-1/2	--	3	6	16	16d	10	16d	6185	6185	6185	4895	--	6185	2705	
	PHXU7122	HWP7.12 H=22, HWP7.12 H=22	x	7	7-1/8	22	3-1/4	13-1/8	2-1/2	4	4	16d	6	10d	5910	5910	5910	4525	--	5910	1120	
	HLBH7122	HGLTV7.12/22	x	7	7-1/8	22	6	12	3-1/8	3	12	NA16D-RS	6	16d	10045	10045	10045	7670	--	10045	1580	
7 x 24	BPH7124	--	x	12	7-1/8	24	3	--	2-3/16	4	6	16d	6	10d	3075	3075	3075	2350	--	3075	1275	
	HBP7124	HB7.12/24	x	10	7-1/8	24	3-1/2	--	3	6	16	16d	10	16d	6185	6185	6185	4895	--	6185	2705	
	PHXU7124	HWP7.12 H=24, HWP7.12 H=24	x	7	7-1/8	24	3-1/4	13-1/8	2-1/2	4	4	16d	6	10d	5910	5910	5910	4525	--	5910	1120	
	HLBH7124	HGLTV7.12/24	x	7	7-1/8	24	6	12	3-1/8	3	12	NA16D-RS	6	16d	10045	10045	10045	7670	--	10045	1580	
7 x 26	HBP7126	HB7.12/26	x	10	7-1/8	26	3-1/2	--	3	6	16	16d	10	16d	6185	6185	6185	4895	--	6185	2705	
	PHXU7126	HWP7.12 H=26, HWP7.12 H=26	x	7	7-1/8	26	3-1/4	13-1/8	2-1/2	4	4	16d	6	10d	5910	5910	5910	4525	--	5910	1120	
	HLBH7126	HGLTV426-2	x	7	7-1/8	26	6	12	3-1/8	3	12	NA16D-RS	6	16d	10045	10045	10045	7670	--	10045	1580	
7 x 28	HBP7128	HB7.12/28	x	10	7-1/8	28	3-1/2	--	3	6	16	16d	10	16d	6185	6185	6185	4895	--	6185	2705	
	PHXU7128	HWP7.12 H=28, HWP7.12 H=28	x	7	7-1/8	28	3-1/4	13-1/8	2-1/2	4	4	16d	6	10d	5910	5910	5910	4525	--	5910	1120	
	HLBH7128	HGLTV428-2	x	7	7-1/8	28	6	12	3-1/8	3	12	NA16D-RS	6	16d	10045	10045	10045	7670	--	10045	1580	
7 x 30	PHXU7130	HWP7.12 H=30	x	7	7-1/8	30	3-1/4	13-1/8	2-1/2	4	4	16d	6	10d	5910	5910	5910	4525	--	5910	1120	
	HLBH7130	HGLTV430-2	x	7	7-1/8	30	6	12	3-1/8	3	12	NA16D-RS	6	16d	10045	10045	10045	7670	--	10045	1580	
7 x 32	PHXU7132	--	x	7	7-1/8	32	3-1/4	13-1/8	2-1/2	4	4	16d	6	10d	5910	5910	5910	4525	--	5910	1120	
	HLBH7132	--	x	7	7-1/8	32	6	12	3-1/8	3	12	NA16D-RS	6	16d	10045	10045	10045	7670	--	10045	1580	

- When I-joist is used as a header, all header nails must be 10d (0.148") x 1-1/2.
  - Uplift loads have been increased 60% for wind or seismic loads; no further increase shall be permitted
  - Some listed loads may be increased for short-term loading. Refer to MiTek code evaluation reports for details.
  - When I-Joists with flanges less than 1-1/2" thick are used as headers, the reduction factor for 1-1/4" flange is 0.69 and 0.84 for 1-3/8" flange.
  - NAILS:** 10d nails are 0.148" dia. x 3" long, NA16D-RS nails are 0.148" x 3-1/2" long, 16d nails are 0.162" dia. x 3-1/2" long.
- Load tables address hanger/header/fastener limitations only. Joist limitations must be determined for each installation.**

Copyright © 2020 MiTek Industries, Inc. All Rights Reserved



EWP Hangers